
DSM256 Carrier Freight Cost Zone Maintenance

Overview

Freight Cost zones and their minimum freight charges can be defined for each Carrier in a nominated currency. This maintenance program enables the definition of freight charges for a particular cost zone. This may be a fixed amount per order value or order weight, or a percentage rate. Multiple charges can be entered by using break values.

The Carrier Masterfile is used; together with the instructions on the Carrier Cost zone Definition and the Cost zone Charges definitions, to retrieve the correct freight charges for the customer order.

Examples

This section illustrates examples concerning:

[Example 1: Add Carrier Freight Cost zone Details](#)

[Example 2: Add a Carrier Cost zone Definition](#)

[Example 3: Add Cost zone Charges](#)

[Example 4: Maintain Carrier Cost zone Details](#)

[Example 5: Delete Carrier Cost zone Details](#)

[Example 6: Maintain selected Carrier Cost zone Definition](#)

[Example 7: Delete a Carrier Cost zone Definition](#)

[Example 8: Maintain selected Carrier Cost zone Charges](#)

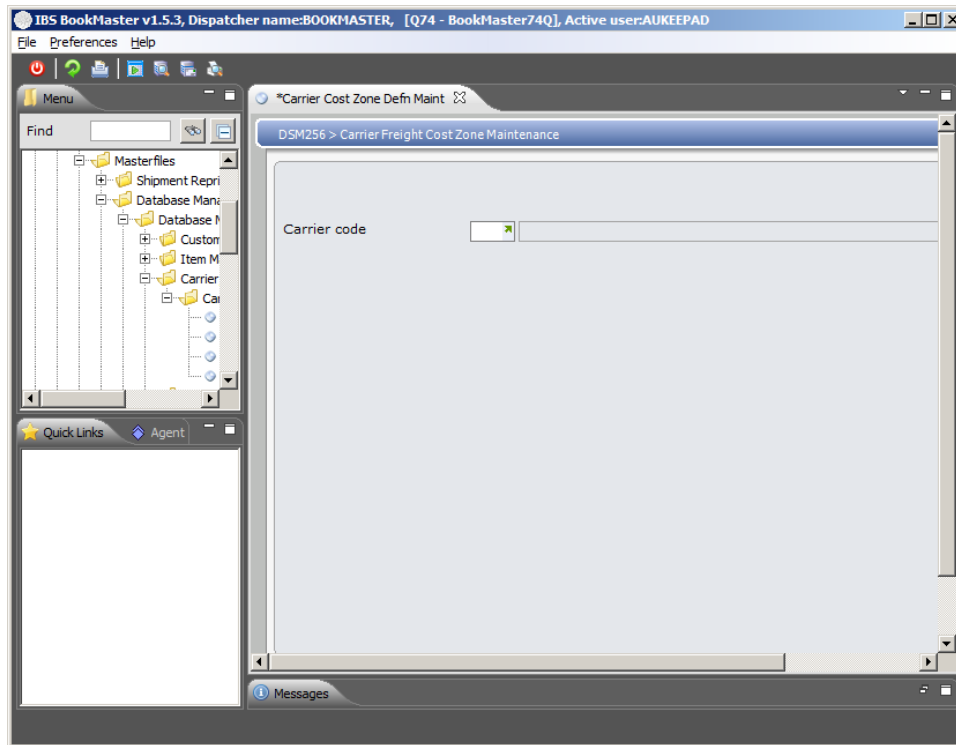
[Example 9: Delete Carrier Cost zone Charges](#)

Example 1: Add Carrier Freight Cost Zone Details

This example describes how to add carrier freight cost zone details.

1. Select option **Database Management** from Base Modules>Distribution>Masterfiles>Database Management>Database Management>Carrier Masterfiles>Carrier Masterfiles menu.

DSM256 Carrier Freight Cost zone Maintenance panel is displayed.



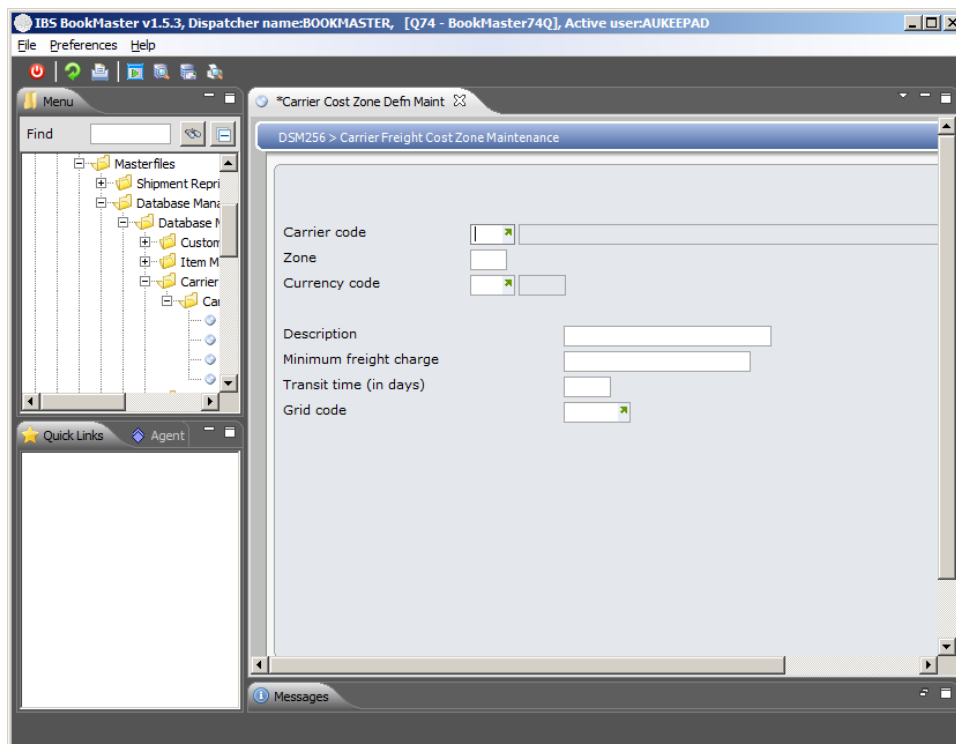
Function

Add

Access Carrier Freight Cost zone Maintenance for addition of a new carrier cost zone.

2. Enter valid carrier code and click **Add**.

DSM256 Carrier Freight Cost zone Maintenance panel is displayed.



Relevant Fields

Zone

This field resides on the Carrier Cost zone Definition and the Carrier Cost zone Charges Maintenance programs (Database Management Module), and is used during the auto freight calculation routine.

Based on the instructions on the carrier's master file the system is able to establish in which cost zone the customer resides.

The carrier cost zone field contains a two character code which uniquely identifies a cost zone for this carrier to the system. Each cost zone holds a minimum freight charge, as well as a scale of charges, based on the weight or value of the shipment.

Currency code

This represents the currency in which transactions take place.

Description

A description of the cost zone is given.

Minimum freight charge

If the calculated freight for a customer order is below this minimum charge, the freight amount is adjusted up accordingly. This is the minimum amount you wish to charge for freight for the cost zone.

Transit time (in days)

The transit time is the number of days the delivery should take from the time of collection to the time of delivery, by this Carrier, within this cost zone. This is important for the delivery window.

Grid code

The entry of a Grid Code is mandatory. Grid codes represent a collection of Postcodes and are used to

determine into which module a carton is to be placed.

3. Key in required fields and click **OK**.

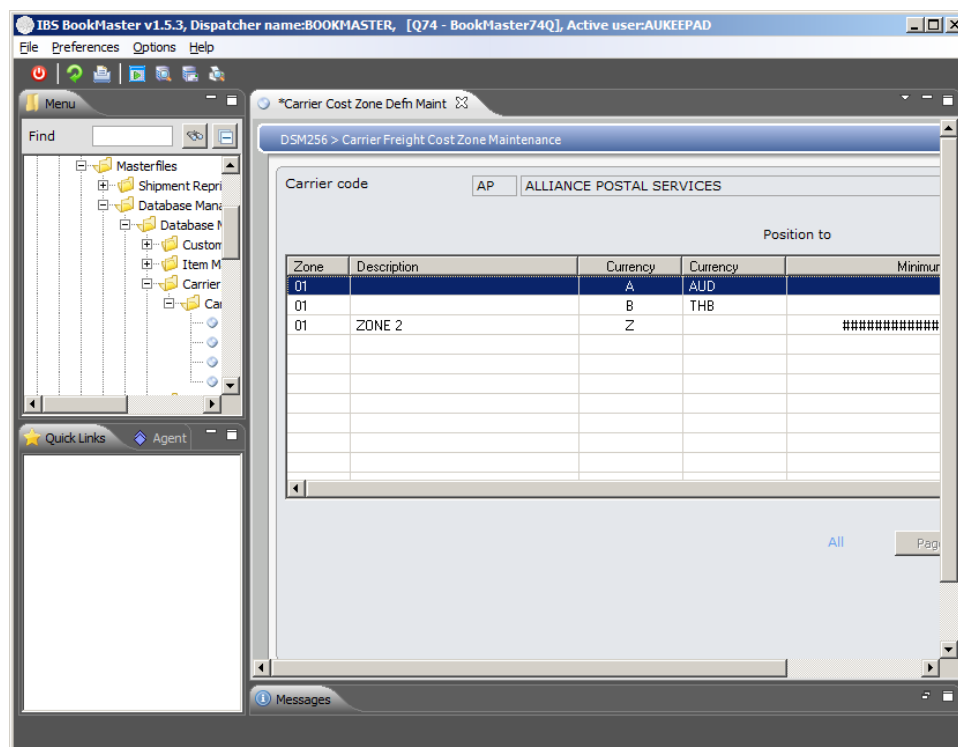
Carrier Cost zone Details get added.

Example 2: Add a Carrier Cost Zone Definition

This example describes how to add a carrier cost zone definition.

1. Repeat step 1 as in [Example 1: Add Carrier Freight Cost zone Details](#)
2. Enter existing carrier code and click **OK**.

DSM256 Carrier Freight Cost zone Maintenance panel is displayed.



Options

Maintain

Access Carrier Freight Cost zone Maintenance in change mode to maintain details of selected carrier cost zone.

Delete

Access Carrier Freight Cost zone Maintenance in delete mode to delete details of selected carrier cost zone.

Definition

Access Carrier Cost zone Definition Maintenance in add mode to add a carrier cost zone definition.

Charges

Access Carrier Cost zone Charge Maintenance in add mode to add carrier cost zone charges.

Functions

Add

Access Carrier Freight Cost zone Maintenance in add mode to add another carrier cost zone details.

- 3. Select a cost zone and click **Definition**.**

DSM256 Carrier Cost Zone Definition Maintenance panel is displayed.

[illegible]

Options

Maintain

Access Carrier Cost zone Definition Maintenance in change mode to change the details of selected carrier cost zone definition.

Delete

Access Carrier Cost zone Definition Maintenance in change mode to change the details of selected carrier cost zone definition.

Functions

Add

Access Carrier Cost zone Definition Maintenance in add mode to add a carrier cost zone definition.

4. Click **Add**.

If the Carrier Masterfile **HAS** been flagged to include specific codes or parameters in the Cost zone Definition, these fields are accessible on the following screen. If no entry is permitted in a field it means the Carrier Masterfile has not been defined with that as one of the criteria.

DSM256 Carrier Cost zone Definition Maintenance panel is displayed.

IBS BookMaster v1.5.3, Dispatcher name:BOOKMASTER, [Q74 - BookMaster74Q], Active user:AUKEPAD

File Preferences Help

Menu

Find

Masterfiles
Shipment Repri
Database Mani
Database I
Custom
Item M
Carrier
Cal

Quick Links Agent

*Carrier Cost Zone Defn Maint

DSM256 > Carrier Cost Zone Definition Maintenance

Carrier code AP ALLIANCE POSTAL SERVICES
Zone 01
Currency A AUD
Minimum freight charge 30.00
Transit time (in days)

	From	To
Country		
Post code		
Company		
Branch		
Region		
Cust class		
Class type		

Messages

Relevant Fields

Country	Indicate the country range for which this carrier cost zone definition is applicable.
Postcode	Specify the postcode range for which this carrier cost zone definition is applicable.
Company	Specify the company code range for which this carrier cost zone definition is applicable.
Branch	Indicate the branch range for which this carrier cost zone definition is applicable.
Region	Indicate the region range for which this carrier cost zone definition is applicable.
Cust class	Indicate the customer classifications range for which this carrier cost zone definition is applicable. Customer classifications group customers into categories based on various criteria, such as, buying groups, major stores etc.
Class type	Customers can be categorised into several customer classification types, for example, by account type, buying group and so on. For restriction rule maintenance indicate the range of customer class types to be included in the definition. Class type In Carrier Cost zone Definition Maintenance and Carrier Masterfile Maintenance when adding a carrier definition if the previous field is flagged as Yes to use a Customer Class, this field becomes mandatory.

Customer class type

In Pending Department Definition Maintenance the department can be authorised to review pending transactions that belong to a specified Customer Classification Type. Once the Classification Type has been selected a range of codes within that type can be nominated as applicable to the authorisation requirements.

To the pending department add a user defined reason code to be used by the Customer Classification Type pending definition. In **TMSDS/PEND-DSC** add this user defined reason code. In **TMSDS/PEND-DOC** add the document type that the pending system must recognize as part of this pending check. **TMSDS/SEQ-PDOC** must also be set up indicating the search sequence is by document type.

- 5. Click OK.**

Carrier cost zone definition is added.

Example 3: Add Cost zone Charges

This example describes how to add cost zone charges.

1. Repeat step 1 and 2 as in [Example 1: Add Carrier Cost zone Details](#)
2. Select a cost zone and click **Charges**.

DSM256 Carrier Cost zone Charges Maintenance panel is displayed.

[illegible]

Options

Maintain

Access Carrier Cost zone Charges Maintenance in change mode to change the charge details of selected carrier cost zone.

Delete

Access Carrier Cost zone Charges Maintenance in delete mode to delete the details of selected carrier cost zone charges.

Functions

Add

Access Carrier Cost zone Charges Maintenance in add mode to add carrier cost zone charges.

3. Click **Add**.

DSM256 Carrier Cost zone Charges Maintenance panel is displayed in add mode.

IBS BookMaster v1.5.3, Dispatcher name:BOOKMASTER, [Q74 - BookMaster74Q], Active user:AUKEPAD

File Preferences Help

Menu

Find

Masterfiles

- Shipment Repri
- Database Man
- Custom
- Item M
- Carrier
- Cal

Quick Links Agent

Carrier Cost Zone Defn Maint

DSM256 > Carrier Cost Zone Charges Maintenance > Add

Carrier code AP ALLIANCE POSTAL SERVICES

Charge basis F FIXED

Zone 01

Currency A AUD

Break value

Base amount

Rate/basis

Appl rate over brk val? ☐

Messages

Relevant Fields

Break value

Freight charges increase as the weight or value of the goods goes up. In this field enter the value over which additional freight charges must be calculated according to the percentage rate defined. To define multiple charges the break value fields are used.

For example:

Up to 1kg = \$10.00

From 1kg up to 5kg = \$15.00

	<p>If the Charge Basis is weight, the break values are in kilograms.</p> <p>If the Charge Basis is percentage of invoice value, the break values are in amounts.</p>
Base amount	<p>Base amount</p> <p>In Carrier Cost zone Charges Maintenance the base amount is the freight amount applicable to the break value.</p> <p>For example:</p> <p>If the break value is \$200 and the Base Amount is \$25 and the Rate Basis is 1% then for every extra dollar the invoice is over \$200, an additional 1% of the invoice value is added as freight charges.</p> <p>Amount/Rate</p> <p>In Agent Commission Maintenance depending on the Method of calculation chosen, either the Amount of the Flat Rate must be entered or the Percentage must be entered.</p>
Rate/basis	<p>Freight can be charged at a certain rate per invoice value/amount per kilogram (depending on the Charge Basis). This field is used to specify the rate as a percentage to be used as the basis for calculating freight charges.</p>
Appl rate over brk val	<p>This determines whether the Rate in Rate/basis applies only if the weight/value equals or exceeds the break value. Entry in this field is mandatory. This flag is used to determine if you want to apply the rate over the break value.</p>

4. Key in required fields and click **OK**.

Charges for selected cost zone get added.

Example 4: Maintain Carrier Cost zone Details

This example describes how to maintain carrier cost zone details.

1. Repeat step 1 and 2 as in [Example 1: Add Carrier Freight Cost zone Details](#)
 2. Select a cost zone and click **Maintain**.
- DSM256 Carrier Freight Cost zone Maintenance** panel is displayed.
3. Make required changes and click **OK**.

Example 5: Delete Carrier Cost zone Details

This example describes how to delete carrier cost zone details.

1. Repeat step 1 and 2 as in [Example 1: Add Carrier Freight Cost zone Details](#)

2. Select a cost zone and click **Delete**.

DSM256 Carrier Freight Cost zone Maintenance panel is displayed.

3. Click **Delete** to confirm deletion.

Example 6: Maintain selected Carrier Cost zone Definition

This example describes how to maintain carrier cost zone definition.

1. Repeat step 1, 2 and 3 as in [Example 2: Add a Carrier Cost zone Definition](#)

2. Select a cost zone and click **Maintain**.

DSM256 Carrier Cost zone Definition Maintenance panel is displayed.

3. Make required changes and click **OK**.

Example 7: Delete a Carrier Cost zone Definition

This example describes how to delete a carrier cost zone definition.

1. Repeat step 1, 2 and 3 as in [Example 2: Add a Carrier Cost zone Definition](#)

2. Select a cost zone and click **Delete**.

DSM256 Carrier Cost zone Definition Maintenance panel is displayed.

3. Click **Delete** to confirm deletion.

Example 8: Maintain selected Carrier Cost zone Charges

This example describes how to maintain carrier cost zone definition.

1. Repeat step 1 and 2 as in [Example 3: Add Cost zone Charges](#)

2. Select a record and click **Maintain**.

DSM256 Carrier Cost zone Charges Maintenance panel is displayed.

3. Make required changes and click **OK**.

Example 9: Delete Carrier Cost zone Charges

This example describes how to delete carrier cost zone charges.

1. Repeat step 1 and 2 as in [Example 3: Add Cost zone Charges](#)

2. Select a record and click **Delete**.

DSM256 Carrier Cost zone Charges Maintenance panel is displayed in delete mode.

3. Click **Delete** to confirm deletion.