

---

# DSW040 Work with Special Prices

---

<i>Overview</i>	This program is used for the special price file with selection by customer and title, with an option to inquire on the price or maintain the price from here rather than the existing Price File Maintenance menu option.
<i>Purpose</i>	<p>This panel allows you to:</p> <ul style="list-style-type: none"><li>Add new special price for a customer and title</li><li>Change existing special price for a customer and title</li><li>Display existing special price for a customer and title</li></ul>

---

## Examples

This section illustrates examples concerning:

[Example 1: Add Special Price For a Customer and Item](#)

[Example 2: Change Existing Special Price for a Customer and Item](#)

[Example 3: Display Existing Special Price for a Customer and Item](#)

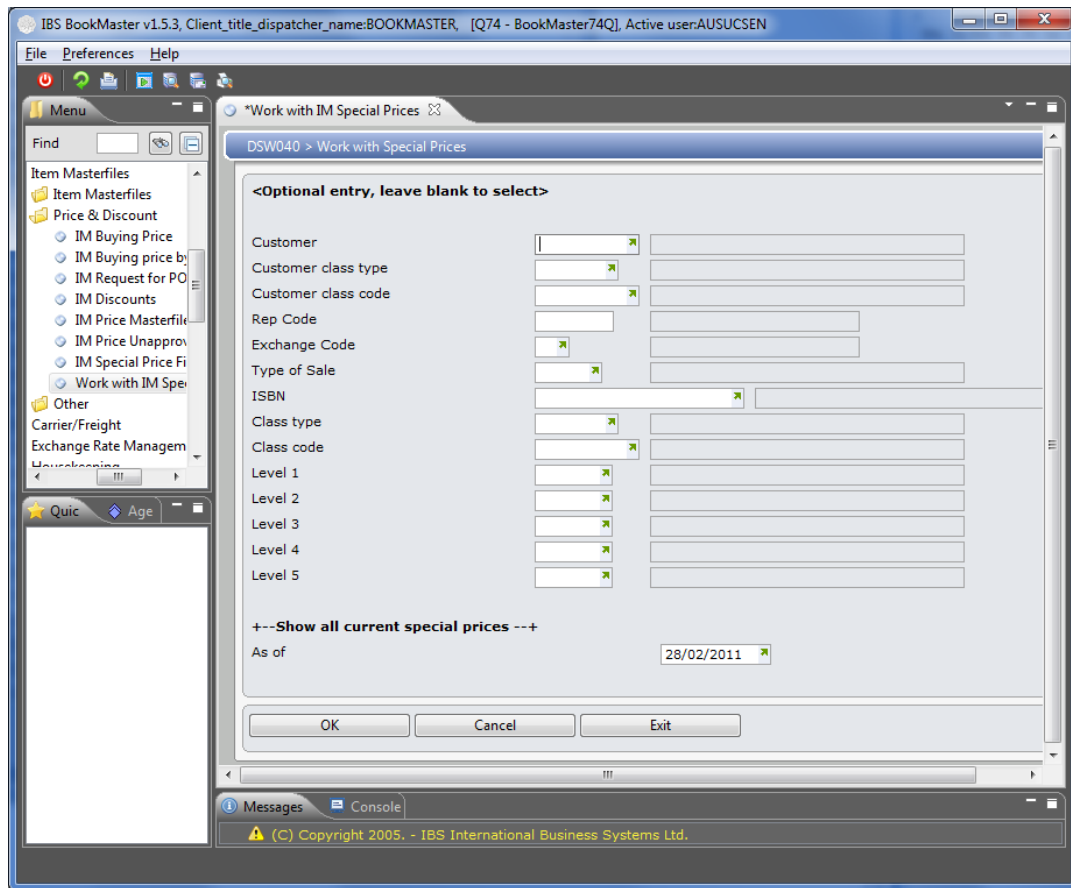
---

### Example 1: Add Special Price for a Customer and Title

This example describes how to add special price for a customer and title

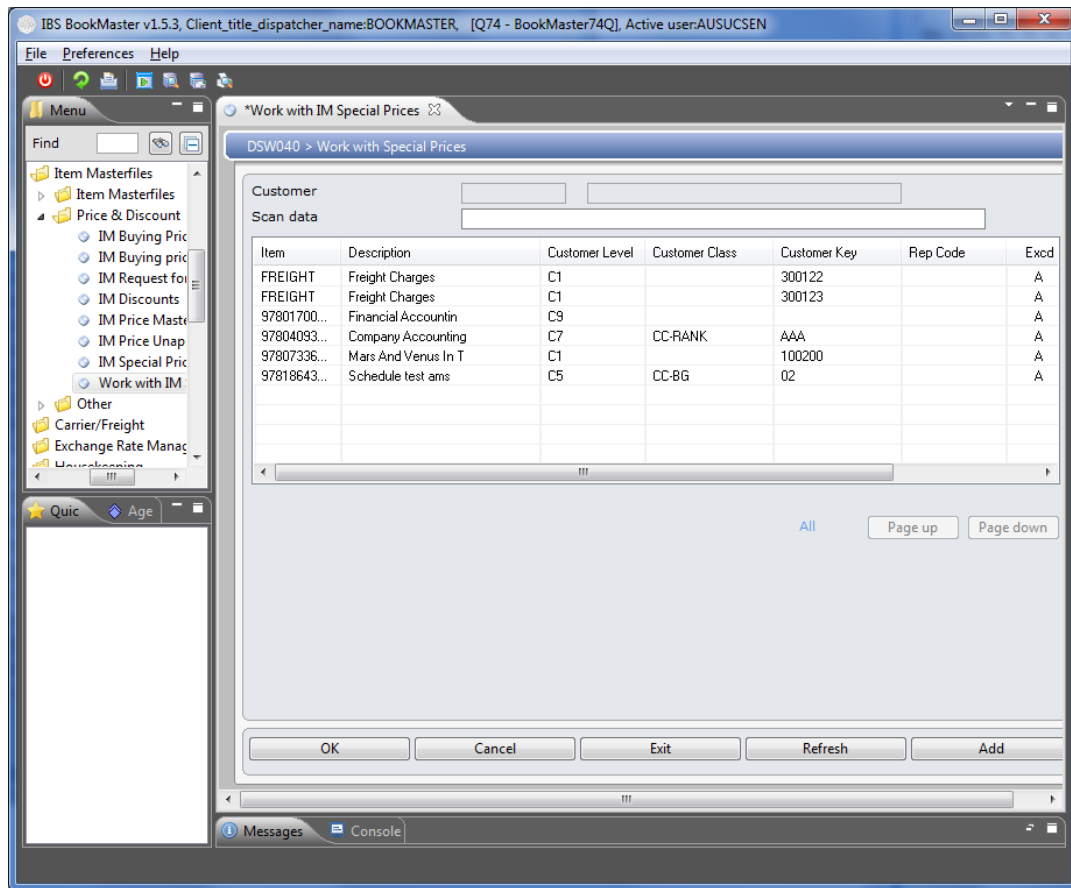
1. Select option **Work with IM Special Prices** from Base Modules > Distribution > Masterfiles > Database Management > Item Masterfiles > Price & Discount.

**DSW040 Work with Special Prices** selection panel is displayed.



2. Key in required fields for selecting by particular title or leave blank and click **OK** to display list of all special prices defined.

**DSW040 Work with Special Prices** main panel is displayed.



## Functions

[Add](#)

Access work with special prices add mode to add new special price file to the system.

## Options

[Change](#)

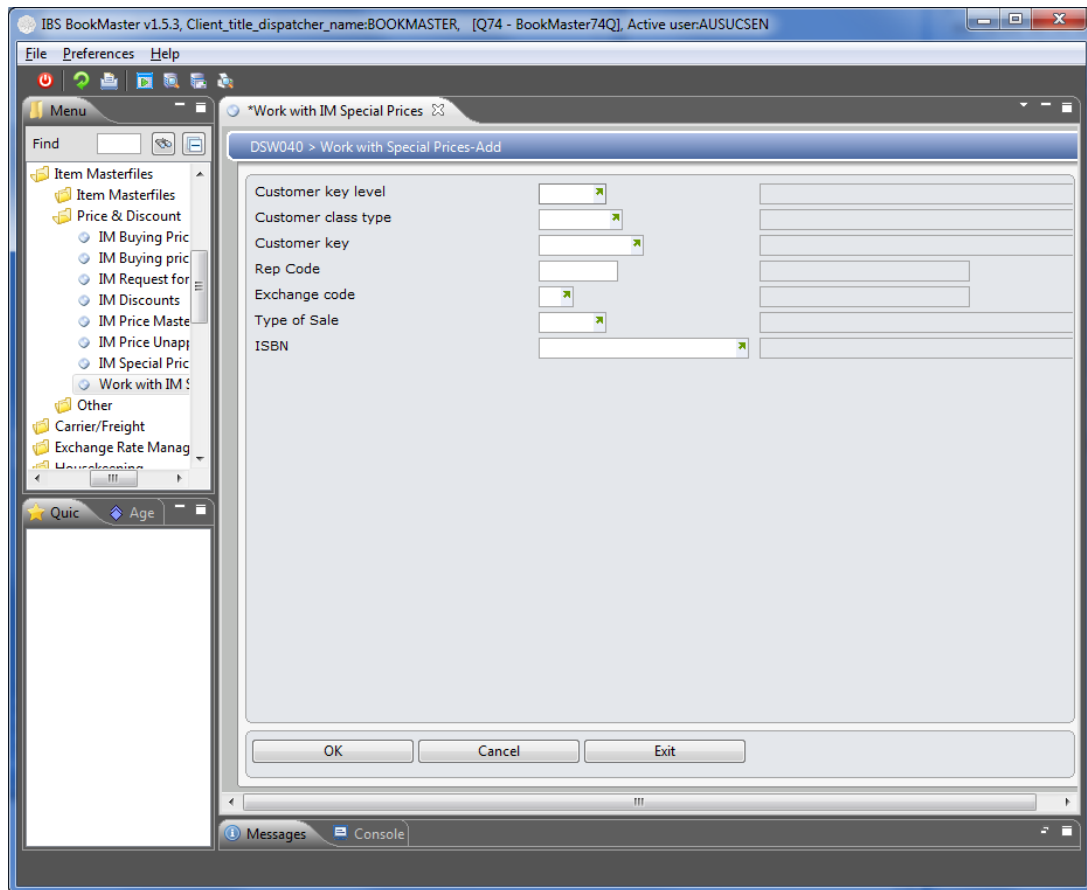
Access special price file maintenance in change mode to modify existing special price file details.

[Display](#)

Access special price file inquiry to display details of selected special price file.

3. Click function **Add**.

**DSW040 Work with Special Prices – Add** panel is displayed for adding a new special price for a customer and title.



## Relevant Fields

### Customer key level

Customer key levels are predefined system codes, summarizing customer data into different levels, that is, the codes can refer to customers only, groups of companies the customers belong to, or to sales representatives dealing with certain customers.

### Customer class type

This field depends on the selection made in the Customer level field.

### Customer key

This field depends on the selection made in the Customer level field. This can refer to groups of companies the customers belong to, sales representatives dealing with certain customers, etc.

### Exchange code

This field identifies the currency in which the special price of the title is calculated.

### Type of sale

The Type of Sale (TOS) code identifies a transaction as being a certain type of sale, such as a Special Sale, Complimentary, Service, etc. TOS is also used in reports and inquiries to provide management with the facility to analyse sales.

### Item

The number is alphanumeric and is a Product code or Item code or a Title or International Standard Book Number (ISBN)

that uniquely identifies an inventory item in the system.

4. Key in all the required fields and click **OK**.

**DSM040 Special Price File Maintenance** for adding actual price and quantity breaks is displayed

---

### Example 2: Change Existing Special Price for a Customer and Title

This example describes how to change existing special price for a customer and item

1. Repeat steps 1 to 2 of [Example 1: Add Special Price for a Customer and Item](#).
2. Select an item and click option **Change**.

**DSM040 Special Price File Maintenance** for adding actual price and quantity breaks is displayed.

IBS BookMaster v1.5.3, Client\_title\_dispatcher\_name:BOOKMASTER, [Q74 - BookMaster74Q], Active user:AUSUCSEN

File Preferences Options Help

Menu

Find

Item Masterfiles

- Item Masterfiles
- Price & Discount
- IM Buying Price
- IM Request for
- IM Discounts
- IM Price Master
- IM Price Unapp
- IM Special Price
- Work with IM Special Prices

Other

- Carrier/Freight
- Exchange Rate Manag
- Downloadings

Quick Age

\*Work with IM Special Prices

DSM040 > Special Price File > Inquiry

Customer key level: C1 CUSTOMER

Customer class type:

Customer key: 300123 First Pacific Davies

Rep Code:

Exchange Code: A AUD Type of Sale: NORMAL

Item: FREIGHT Freight Charges:

Elt/Exp	F	Fix	1 Quantity Breaks	2 Quantity Breaks	3 Quantity Breaks
		N			

Page up Page down

OK Cancel Exit

Messages Console

---

### Example 3: Display Existing Special Price for a Customer and Title

This example describes how to display existing special price for a customer and item.

1. Repeat steps 1 to 2 of [Example 1: Add Special Price for a Customer and Item](#).
2. Select an item and click option Display.

**DSM040 Special Price File Inquiry** to inquire on actual price and quantity breaks is displayed.

IBS BookMaster v1.5.3, Client\_title\_dispatcher\_name:BOOKMASTER, [Q74 - BookMaster74Q], Active user:AUSUCSEN

File Preferences Options Help

Menu

Find

Item Masterfiles

Item Masterfiles

Price & Discount

IM Buying Price

IM Buying price

IM Request for

IM Discounts

IM Price Master

IM Price Unapp

IM Special Price

Work with IM Special Prices

Other

Carrier/Freight

Exchange Rate Management

Quic Age

Messages Console

\*Work with IM Special Prices

DSM040 > Special Price File > Inquiry

Customer key level: C9

Customer class type: TOTAL

Customer key:

Rep Code:

Exchange Code: A AUD

Item: 9780170093989

Type of Sale: NORMAL

Financial Accounting: integrate

Eff/Exp	F	Fix	1 Quantity Breaks	2 Quantity Breaks	3 Quantity Breaks
		N	21.34		

Page up Page down

OK Cancel Exit